



All Kinds of Music

by Kathryn Mead



HOUGHTON MIFFLIN HARCOURT

🔊 All Kinds of Music



by Kathryn Mead



HOUGHTON MIFFLIN HARCOURT

PHOTOGRAPHY CREDITS: (l) ©Alamy; (c) ©Alamy; Getty Images; Blind (l) Photodisc/Getty Images; Blind (tl) Photodisc/Getty Images; Blind (c) Getty Images/Photodisc; 1 (r) Stockbyte/Getty Images; 2 Bob Thomas/Getty Images; 3 Odile Noel/Redferns/Getty Images; 4 ©Getty Images; 5 Hill Street Studios/Sam Bloomberg-Rissman/Blend/Getty Images; 6 Digital Vision/Getty Images; 7 ©Chris Howes/Wild Places Photography/Alamy; 8 (l) ©AHowden/Alamy; 8 (c) © SuperStock/Alamy; 8 (r) ©Stephen Roberts Photography/Alamy; 9 ©Cro Magnon/Alamy; 10 (t) Photodisc/Getty Images; 10 (l) Photodisc/Getty Images; 10 (br) Stockbyte/Getty Images; 10 (bc) Getty Images; 10 (tr) ©Houghton Mifflin Harcourt.

Copyright © by Houghton Mifflin Harcourt Publishing Company

All rights reserved. No part of this work may be reproduced or transmitted in any form or by any means, electronic or mechanical, including photocopying or recording, or by any information storage and retrieval system, without the prior written permission of the copyright owner unless such copying is expressly permitted by federal copyright law. Requests for permission to make copies of any part of the work should be addressed to Houghton Mifflin Harcourt Publishing Company, Attn: Contracts, Copyrights, and Licensing, 9400 South Park Center Loop, Orlando, Florida 32819.

Printed in the U.S.A.

ISBN: 978-0-547-88980-1

1 2 3 4 5 6 7 8 9 10 XXXX 21 20 19 18 17 16 15 14 13 12


4500000000

A B C D E F G

If you have received these materials as examination copies free of charge, Houghton Mifflin Harcourt Publishing Company retains title to the materials and they may not be resold. Resale of examination copies is strictly prohibited.

Possession of this publication in print format does not entitle users to convert this publication, or any portion of it, into electronic format.

Families are Alike and Different

 Think about your family. You have different groups of people in your family. Some people are tall. Some people are small. Some people are young. Some people are old.





🔊 These children play different kinds of musical instruments.

🔊 Musical instruments belong to different groups, too. Each group has many kinds of instruments. The instruments are alike in some ways. The instruments are different in some ways.

🔊 These girls and boys are playing their instruments in a **performance**. People listen to them play music. Each person plays an instrument. Each instrument belongs to a group. This book will tell you about each group.

String Instruments

Look at the string instruments. They are all the same in one way. They all have strings.

You can use a stick to play a musical **tune** on the strings. The stick is called a bow. You can use your fingers to play a tune, too.

These people play string instruments.





🔊 The strings make a **vibration** when they move.

🔊 How are string instruments different?
Some string instruments are small. Other string instruments are very big. Look at this big instrument. You stand up to play this instrument.

Wind Instruments

These children play wind instruments. They are all the same in one way. You must blow air into wind instruments to play music. The air is like the wind.

You must **concentrate** to play a wind instrument. You must think about blowing a lot of air into the instrument. That is how you make a noise.




These children blow air into wind instruments.




tuba



 This man plays a tuba.

 Different wind instruments make different sounds. A tuba is a really big wind instrument. A tuba has a **creative** shape. It looks like a big bell.

 You need a lot of air to play a tuba. You must blow very, very hard! Then the tuba will make a very loud noise.

Drums

There are many kinds of drums. Drums add **expression** to music. Drums make music exciting! Drums give music a beat.

How are drums alike? All drums make a sound when you hit them.

How are drums different? Drums have many different shapes and sizes.

You can play some drums with your hands. You can tap a small drum to make a sound.





🔊 The **volume** gets louder when you bang a drum hard.

🔊 Many drums are hit with a stick. The stick is called a drumstick. Drumsticks can make different sounds.

🔊 This drum is big and heavy. Some drummers use this drum when they march in a parade. Drummers carry the drum with a strap. Drummers are **relieved**, or glad, when the parade ends. Then they do not need to carry the drum anymore!

🔊 This picture shows more instruments. Do you see any string instruments? Do you see any wind instruments? Do you see any drums?

Which instrument do you want to play?

🔊 **These musical instruments belong to different groups.**



Responding



TARGET SKILL Text and Graphic

Features What do the photos and labels in this book help you understand about instruments? Copy and complete the chart.

Page Number	Photo/Label	What it Shows
4	labels for bow, strings	different string instruments



Write About It

Text to Self You just read about different instruments. What kind of instrument would you like to play? Write a few sentences to tell why you picked it.



TARGET VOCABULARY

concentrate
creative
expression
performance

relieved
tune
vibration
volume



TARGET SKILL

Text and Graphic

Features Tell how words go with photos.



TARGET STRATEGY

Question

Ask

questions about what you are reading.

GENRE Informational text gives facts about a topic.

Level: L

DRA: 24

Genre:

Informational Text

Strategy:

Question

Skill:

Text and Graphic Features

Word Count: 446

2.3.12

HOUGHTON MIFFLIN

Online Levelled Books



ISBN: 978-0-547-88980-1

90000



HOUGHTON MIFFLIN HARCOURT

1507963